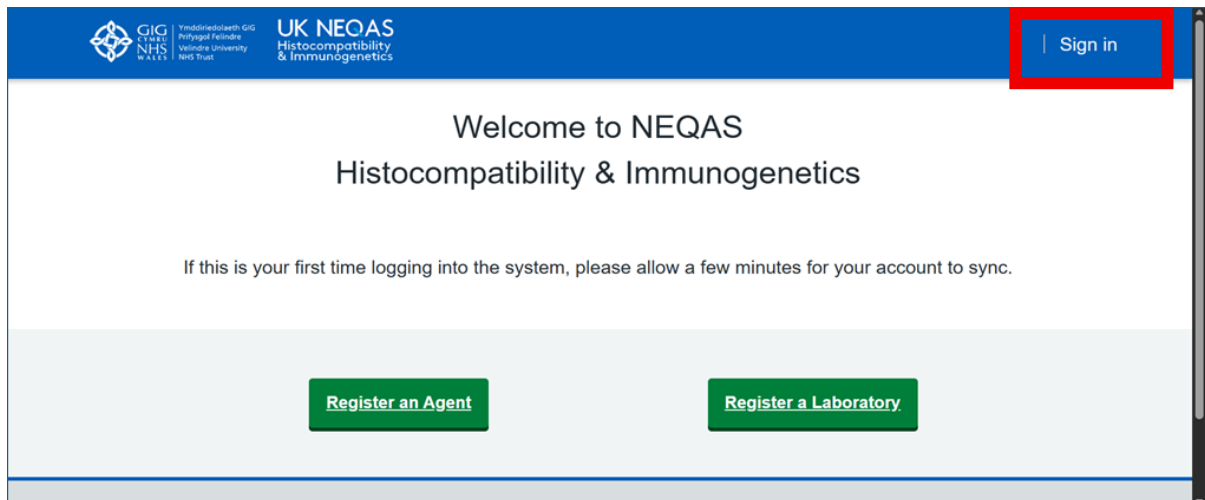
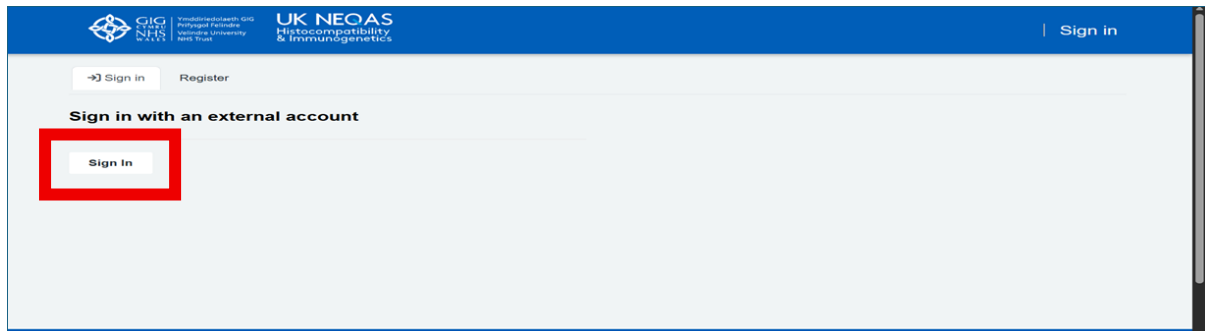


You should receive a welcome email with a link to access our system and sign in for the first time, if not, please use this link <https://ukneqas-vunhst.wales.nhs.uk/> and follow the steps below.

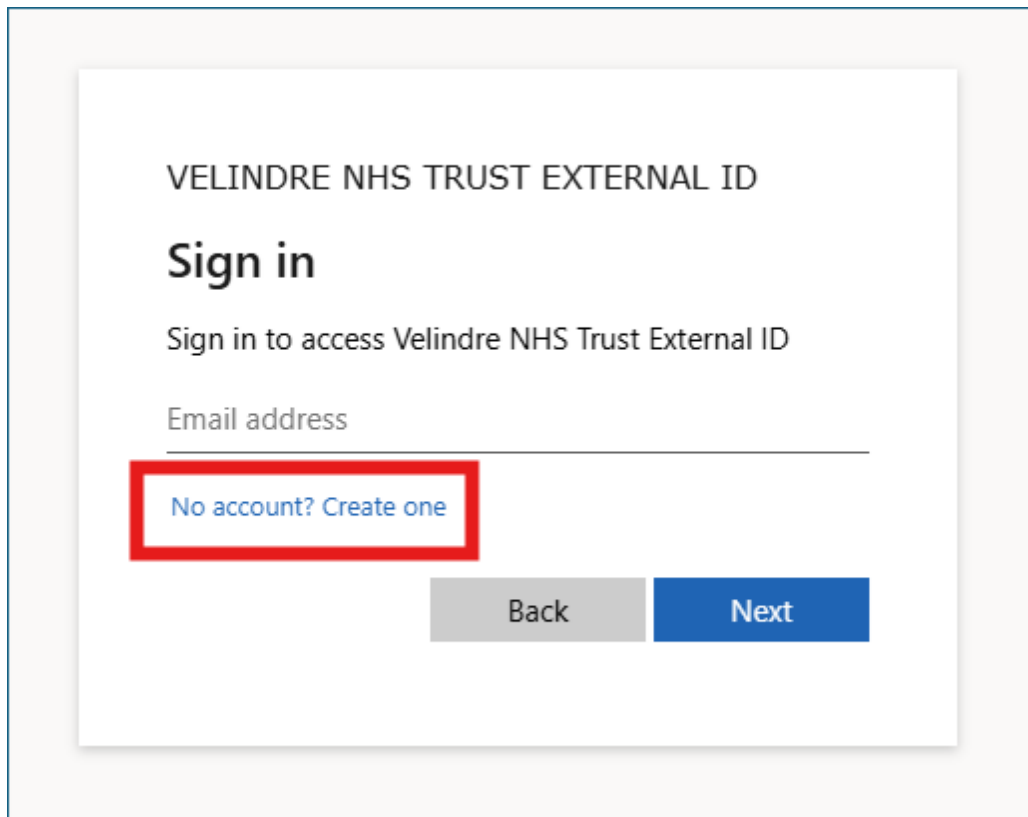
You should be taken to the below page:



From there, if you press the '**Sign In**' button in the top right, you should then be taken to another page that looks like below:



Click the '**Sign In**' button underneath '*Sign in with an external account*'. This should then bring up an authentication page, as the screenshot below:



VELINDRE NHS TRUST EXTERNAL ID

Sign in

Sign in to access Velindre NHS Trust External ID

Email address

[No account? Create one](#)

Back Next

As this is your first time logging into the system as a user, you need to create a personal user account which the system will then link to the lab registration previously created. Therefore, click '**No account? Create one**' (this may be in your own language depending on browser settings on your screen). Ensure you enter your email address correctly so it can tie up with the registration. You should shortly after receive a code via email, but it may take a minute or two and ensure to check spam/junk folders. But please be patient and don't click anything or refresh the page until you have the code.

Again, ensure you enter this code exactly as it appears, it may be a good idea to copy and paste, but make sure there are no spaces or anything else accidentally included.